







# Melrose

The Melrose has been specifically engineered to meet the comfort needs of individuals with pressure management issues and to provide adaptable support for neurological and postural conditions.

With a unique combination, of Tilt in Space and independently controlled back recline and leg elevation, carers can constantly adjust the user's position to relieve pressure and provide all-day comfort.

## Key features at a glance:

- Independent Tilt in Space
- Independent backrest recline
- Independent leg rest adjustment
- Choice of interchangeable and adjustable back cushions
- Choice of interchangeable and adjustable pressure management seat cushions
- Seat depth adjustment
- Seat width adjustment
- Choice of adjustable footplates
- All covers are fully removable for cleaning or replacement
- Heavy-duty push handle with rubber grips
- Contoured and padded leg rest to support legs from splaying
- D-rings fitted as standard
- Four heavy duty castors, lockable at rear.

## Additional options:

- Range of replacement covers
- Replacement arm pads
- Lap strap and pad
- Range of headrests.

## Featured fabrics:

Outer in Valencia Red with a black vapour permeable multi-way stretch inner.



# Chair Adjustments

The Melrose provides carers with a number of options to enable regular repositioning of users to redistribute pressure and support pressure care management and to fit the chair to the individual user.



## Tilt in Space recline movement

The Tilt in Space movement is operated from the push handle. Using the left-hand lever, the chair can be gently reclined in a range of positions maintaining a constant back angle. The back locks into position when the lever is released.

## Independent backrest recline

The right-hand lever on the push handle allows the backrest to be independently reclined providing a range of back angles. The back locks into position when the lever is released.

Angle range: 108° - 165°.

Enhanced posture and pressure management options are available by combining this movement with the independent leg rest and footplate adjustments.





### **Independent leg rest adjustment**

The leg rest angle can be changed independently using the lever on the side of the chair.

The contoured leg rest is released by pulling the lever allowing the leg rest to be altered to the required angle for the user's comfort, including a negative leg rest angle. The leg rest locks when the lever is released.



## Height and angle adjustable footplate

A height and angle adjustable footplate provides a range of support positions. The footplate can also be removed or flipped up to allow uninterrupted access with a hoist.



The footplate has four positions including drop foot.



The height of the footplate is adjusted by using the pull pin.

## Sliding footplate



The optional sliding footplate is available for ease of portering.

## Seat depth adjustment



The seat depth can be adjusted by using the two handwheels under the seat so that the chair can be fitted to the individual's seat depth requirement. Seat depth range: 406mm - 559mm (16-22").

## Seat width adjustment

There are two sizes of arm pads that allow the seat width to be adjusted. A single set comes as standard with each size of chair. There are a range of seat widths that are achievable by using the reversible sets of arm pads.



### Seat width measurements

Arm Pad Set 1 standard on medium sized chair:  
483mm (19") or 533mm (21") seat widths.

Arm Pad Set 2 standard on small sized chair:  
431mm (17") or 533mm (21") seat widths.




Positioning the arm for 483mm (19") seat width.



Arm re-positioned to provide a seat width of 533mm (21").

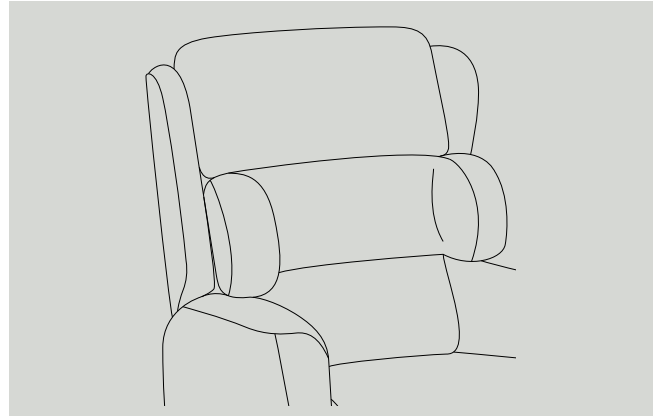
# Posture Supporting Back Cushions

The Melrose comes with our interchangeable backs. Purchase one or more backs to support the different needs of the individuals who may use this chair.




## Waterfall back

Individual fibre filled waterfall cushions, each of which are fully adjustable to accommodate maximum postural support. The waterfall back can be useful for those with mild kyphosis, scoliosis and reduced muscle mass on their back.




## Waterfall lateral back

The central cushion in this soft fibre filled waterfall back comes with in-built lateral supports which can provide some trunk support for those who have limited trunk control or balance, useful for those with early stages of neurological conditions such as MS or a Stroke survivor with limited residual impairments.



## Large profile headrest with waterfall back

The profile headrest conforms to the head and shoulders which can be useful for individuals with limited neck control with the waterfall back providing soft adjustable lumbar support.




## Comfort lateral back

Soft fibre filled back with lateral support, which can be useful for those who have limited trunk control or balance. It can be useful for those with early stages of neurological conditions such as MS or a Stroke survivor.




For ease of cleaning and replacement all back cushions are removable and have removable cushion covers. All fibre filled cushions can be adjusted with additional filling for the user's comfort.



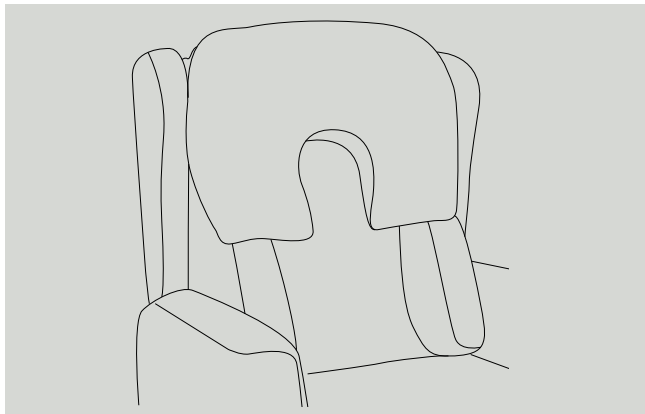
### **Large profile headrest with comfort lateral back**

This back offers soft fibre filled cushions to provide head, shoulder and trunk support, which can be useful for older users who have lost some muscle control, supporting them in a good postural position with the head in a neutral position. This back can also be useful for early stages of neurological conditions to maintain good positioning without restricting activities.



### **Support lateral back**

A foam filled back providing firmer lateral support with a soft fibre filled headrest. The firm lateral support maintains midline trunk alignment which can be useful for those post Stroke or early to mid-stages of neurological conditions.



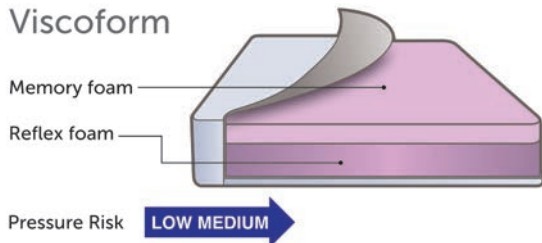
### **Large profile headrest with support lateral back**

Firm foam lateral back cushion with soft fibre filled profile headrest can provide support for those who have limited trunk control or balance. The profile headrest can provide support to keep the head in good midline alignment which can be useful for those with early stages of neurological conditions such as MS or a Stroke survivor with limited residual impairments.

# Pressure Management Seat Cushions

The Melrose comes with our interchangeable seat cushions. Purchase one or more cushions to support the different needs of individuals who may use this chair. With all these seat cushions, we recommend a fabric with four way stretch properties to aid the reduction of friction and shear.

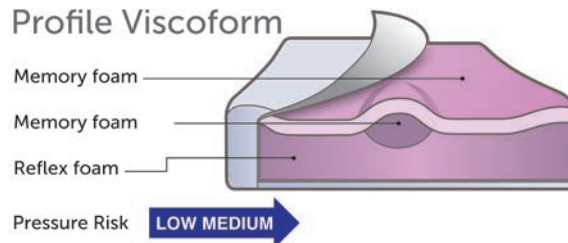
## Viscoform



For those who have good posture and mobility but are seated for greater than one hour at a time and require pressure relief and supported comfort.

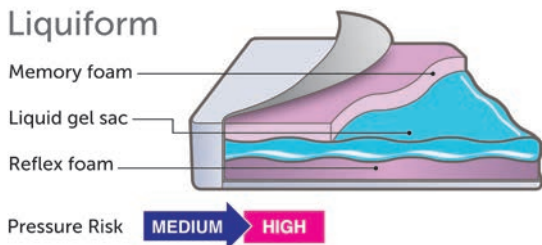
This cushion has a high-density foam base which offers a supportive and firm seat base with a top layer of memory foam to allow immersion into the cushion, giving stability and a large surface area to reduce pressure levels.

## Profile Viscoform



The profile version of the Viscoform cushion provides a pommel, which can support those with weak trunk or lower limb muscles who are prone to sliding down and forward in their chair or for those with lower limb spasticity to help maintain hips in the abducted position to create a good seating position.

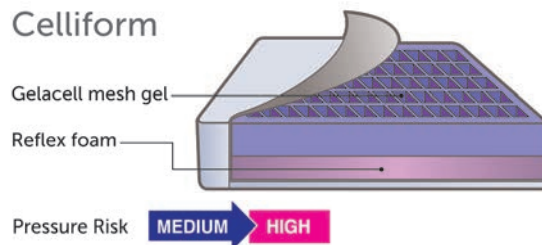
## Liquiform



For those who have good posture and mobility but sit for long periods of time and require pressure relief and supported comfort. Recommended for people with limited muscle bulk or at risk of excessive weight loss.

This cushion has a high-density foam which offers a supportive and firm seat base. The foam is topped with a fluid liquid gel in a soft silicone cover which provides a high level of pressure relief. The liquid gel helps to dissipate heat and constantly adapts to the user's movement.

## Celliform

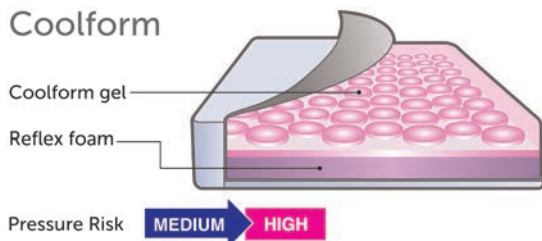


For those sitting for long periods with specific comfort issues such as a high risk of pressure sores.

Gelacell has a unique cell matrix that distributes pressure across the contact area, as it contours and yields in response to weight redistribution. Gelacell absorbs body heat, reducing the risk of creating an environment that could increase pressure risks, the grid design also encourages air circulation. Gelacell is clinically tested and passes all dermatological tests for skin contact.

For ease of cleaning and replacement all seat cushions are removable and have removable cushion covers.

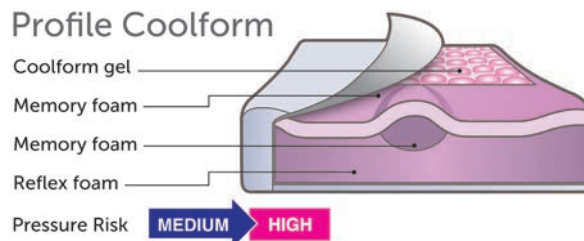
### Coolform



For those sitting for long periods with specific comfort issues such as a high risk of pressure sores.

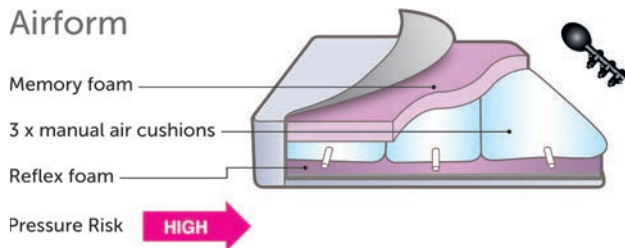
This cushion uses the latest medical grade silicone gel technology allowing pressure to be evenly distributed. The gel conforms to the shape of the body and equalises to body temperature. The gel cells allow air to flow easily and Coolform is totally odourless and hypoallergenic.

### Profile Coolform



The profile version of the Coolform cushion provides a pommel, which can support those with weak trunk or lower limb muscles who are prone to sliding down and forward in their chair or for those with lower limb spasticity to help maintain hips in the abducted position to create a good seating position.

### Airform



For those who currently have or who are at high risk of pressure sores. Users need to have good pelvic stability and core trunk strength to accommodate the air pressure changes.

The Airform has three manual air cushions under a layer of memory foam. The cushion provides all the benefit of an air cushion without the sensation of alternating changes in air pressure.

# Adaptable Cushions

The Melrose benefits from fully removable back and seat cushions providing the ultimate flexibility to fit the chair to the individual. Easy to remove covers also ensure high levels of hygiene and easy maintenance of the chair.



The back cushions provide complete flexibility, each cushion can be separately removed and repositioned for the individual's comfort. In fibre filled cushions the padding levels can also be adjusted.



Seat cushions can be removed and interchanged to adapt the chair to each new user's pressure care or support needs.



Easy to change covers.  
Quick to remove and replace.

# Removable Covers

All of the following chair covers can be quickly removed for ease of cleaning and replacement.

**Removable outside arm cover**



**Removable wing cover**



**Removable contoured leg rest cover**



**Removable footplate cover**



# Optional Accessories

- Sliding footplate
- Lap strap and pad
- Replacement covers.
- Height and angle adjustable footplate
- Additional arm pads to adjust seat width

## Headrests

A range of headrests are available with the Melrose:

- Head roll
- Small profile headrest
- Midline headrest.
- Small head pillow
- Large profile headrest

## Fabrics

All our health fabrics are Waterproof, Anti-MRSA, Anti-bacterial, Anti-fungal, Crib 5 and bleach cleanable and all cushions and cushion covers are removable for cleaning purposes. For our full range of health fabrics please visit our website.



# Weights and Dimensions

The Melrose has a weight limit of 127 Kg (20 stone) as standard.

## The Airform cushion has the following weight limits:

Minimum weight of user 40 Kg (6 stone 4lbs)

Maximum weight of user 127 Kg (20 stone)



	Small	Medium
<b>Seat Height</b>	584mm (23")	584mm (23")
<b>Seat Width</b>	432mm (17") and 533mm (21") Using the reversible small arm pads	483mm (19") and 533mm (21") Using the reversible arm pads
<b>Seat Depth</b>	406mm (16") - 559mm (22")	406mm (16") - 559mm (22")
<b>Arm Height</b>	229mm (9")	229mm (9")
<b>Overall Height</b>	1245mm (49")	1245mm (49")
<b>Overall Width</b>	711mm (28") and 813mm (32") (25mm (1") and 76mm (3") options on arm pad)	711mm (28") and 762mm (30") (25mm (1") and 51mm (2") options on arm pad)
<b>Overall Depth</b>	914mm (36")	914mm (36")

Please note that depending on the seat cushion built into the chair the seat and arm height may vary slightly from that shown above.

## Warranty

Two years on mechanisms, frame and upholstery.

One year on air seat cushions.

Full terms and conditions are available on our website.

**We recommend that professional advice is sought when purchasing specialist seating.**



Repose Furniture Limited  
Attwood House  
Cokeland Place  
Cradley Heath  
West Midlands  
B64 6AN

Tel: 0844 7766 001\*

Fax: 0844 7766 002\*

Email: [info@reposefurniture.co.uk](mailto:info@reposefurniture.co.uk)

\*Calls cost 7p a minute plus your network's access charge.



[www.reposefurniture.co.uk](http://www.reposefurniture.co.uk)



Melrose