





Stamford

The Stamford is one of our healthcare recliner chairs, designed for everyday comfort with a contoured support back and a choice of electric or manual Tilt in Space mechanisms. Ideal for general use next to a bed or in the lounge of a care home or hospital.

Key features at a glance:

- Choice of an electric Single Motor Tilt in Space mechanism recline only or recline with a rise function.
- Choice of a manual Tilt in Space
- Seat cushion fixed as standard
- Contoured back designed for every day comfort
- Four heavy duty lockable castors.

Additional options:

- Choice of pressure management seat cushions
- Range of headrests
- Accupak rechargeable battery system for mains free operation
- Full length arm covers.

Featured fabrics:
Patterned Ambla Berkshire Caversham
and Plain Wild Heather Lomond



Recline Mechanism


The Stamford comes with a choice of Tilt in Space mechanisms, one electrically operated with or without a rise function and the other manually operated. More information and clips showing the electric Single Motor Tilt in Space mechanism in action are available on our website: www.reposefurniture.co.uk.

Tilt in Space recline only


The Tilt in Space mechanism allows the leg rest to rise, slightly changing the seat angle, but always ensuring that a constant back angle of 90° is maintained as the chair moves through to recline, this constant angle prevents back shearing. This is available as a manual or electric movement.




Static Position



Semi Recline



Footrest Horizontal



Fully Reclined

Tilt in Space with Rise Function


This is available on the electric tilt space mechanism and provides increased support when standing. Please note the castors must be locked before moving the chair into a rise position.




Full Rise



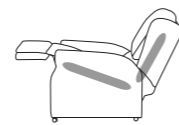
Static Position



Semi Recline



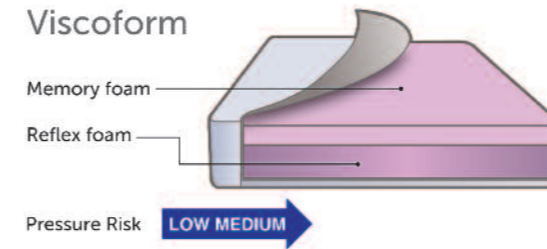
Footrest Horizontal



Fully Reclined

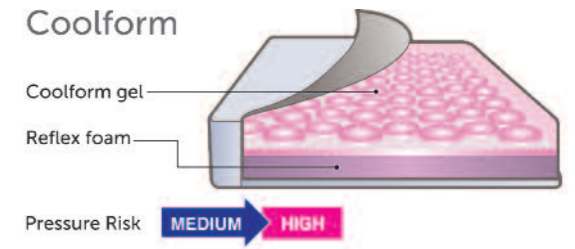
Pressure Management Seat Cushions

The Stamford comes with a fixed seat cushion as standard, designed for general comfort. An alternative pressure management seat cushion, can be chosen from the range below. With all these seat cushions, we recommend a fabric with four way stretch properties to aid the reduction of friction and shear.



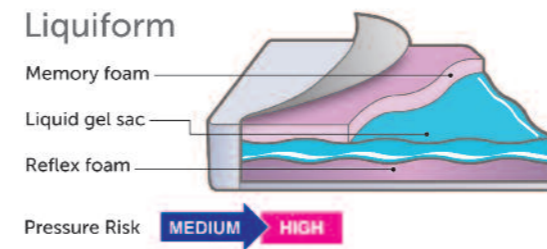
For those who have good posture and mobility but are seated for greater than one hour at a time and require pressure relief and supported comfort.

This cushion has a high-density foam base which offers a supportive and firm seat base with a top layer of memory foam to allow immersion into the cushion, giving stability and a large surface area to reduce pressure levels.



For those sitting for long periods with specific comfort issues such as a high risk of pressure sores.

This cushion uses the latest medical grade silicone gel technology allowing pressure to be evenly distributed. The gel conforms to the shape of the body and equalises to body temperature. The gel cells allow air to flow easily and Coolform is totally odourless and hypoallergenic.



For those who have good posture and mobility but sit for long periods of time and require pressure relief and supported comfort. Recommended for people with limited muscle bulk or at risk of excessive weight loss.

This cushion has a high-density foam which offers a supportive and firm seat base. The foam is topped with a fluid liquid gel in a soft silicone cover which provides a high level of pressure relief. The liquid gel helps to dissipate heat and constantly adapts to the user's movement.

Optional Accessories

Full length arm covers

Safety options

Accupak rechargeable battery system for mains free operation on electric model.

Headrests

A range of headrests are available with the Stamford:

- Head roll
- Head pillow
- Small profile headrest
- Midline headrest
- Large profile headrest.

Fabrics

All our health fabrics are Waterproof, Anti-MRSA, Anti-bacterial, Anti-fungal, Crib 5 and bleach cleanable and all cushions and cushion covers are removable for cleaning purposes. For our full range of health fabrics please visit our website.



Weights and Dimensions

The Stamford has a weight limit of 127 Kg (20 stone) as standard.

Seat Height 483mm (19")

Seat Width 508mm (20")

Seat Depth 508mm (20")

Please note that depending on the seat cushion built into the chair the seat height may vary slightly from that shown above.

Warranty

Two years on mechanisms, frame and upholstery.
Full terms and conditions are available on our website.

We recommend that professional advice is sought when purchasing specialist seating.





Repose Furniture Limited
Attwood House
Cokeland Place
Cradley Heath
West Midlands
B64 6AN

Tel: 0844 7766 001*

Fax: 0844 7766 002*

Email: info@reposefurniture.co.uk

*Calls cost 7p a minute plus your network's access charge.



www.reposefurniture.co.uk



Stamford