



Madison



Madison

The Madison Porter chair comes with a Dual Tilt in Space rise recline mechanism maximising the postural and pressure management options for the carer with independent backrest and leg rest movement as well as rise function to aid ease of standing. This chair aims to encourage and support independence and choice for users.

Key features at a glance:

- Choice of interchangeable back cushions
- Choice of interchangeable pressure management seat cushions
- Dual Motor Tilt in Space rise and recline mechanism
- Optional seat depth adjustment
- Heavy-duty push handle with rubber grips
- Seat and leg rest generously padded with memory foam and with a removable cover
- Simple to use handset with hook for safety
- Four heavy duty lockable castors.

Additional options:

- Sliding footplate
- Full length arm covers
- Handset loop on arm
- Replacement chaise cover and memory foam
- Range of headrests
- Accupak rechargeable battery system for mains free operation.

Featured fabrics:

Outer arms and wings in Highland Zen; inside arms and wings in Valencia Laurel and inner in Highland Matte Caraman.



Rise and Recline Mechanism

The Madison comes with a Dual Motor Tilt in Space rise and recline mechanism. More information and clips showing this mechanism in action are available on our website: www.reposefurniture.co.uk.

Dual Motor Tilt in Space


The Dual Motor Tilt in Space mechanism offers a wide range of sitting and resting positions as the back of the chair can be moved independently to the leg rest. The Tilt in Space mechanism also maintains a constant back angle of 90° as the chair reclines, preventing back shearing. This porter chair aims to provide independence for the users who can use the rise function to aid standing. Please note the castors must be locked before moving the chair into a rise position.




Full Rise




Static Position




Independent Back Rest



Semi Recline



Footrest Horizontal



Fully Reclined



Healthcare considerations for Dual Tilt in Space Mechanisms

Tilt in Space mechanisms provide key advantages to support the care of individuals:



- Can be specified as part of a 24-hour postural management programme with a wide range of positions.
- Ideal for those who are unable to independently manoeuvre their weight to relieve pressure build up.
- Assisted movement reduces the risk of skin breakdown due to poor skin integrity, high pressure risk or poor circulation.
- Can support people with swallowing problems by allowing them to position themselves optimally for food to be swallowed, for example, individuals with neurological conditions such as MND.
- Can also be very useful for those with low blood pressure to alter their position to reduce the impact of changes in pressure e.g. postural hypotension.

Kate Sheehan

Kate Sheehan
Independent Occupational Therapist

Chair Adjustment

The Madison can be easily adjusted to fit the chair to the individual.



Seat depth adjustment

Adjust the seat depth of the chair by fitting adjuster pads behind the back cushions. Optional 25mm (1") and 50mm (2") pads available.



Back cushions simply velcro onto the seat depth adjuster.

Adaptable Cushions

The Madison benefits from fully removable back and seat cushions providing the ultimate flexibility to fit the chair to the individual. Easy to remove covers also ensure high levels of hygiene and easy maintenance of the chair.



The back cushions provide complete flexibility, each cushion can be separately removed and repositioned for the individual's comfort. In fibre filled cushions the padding levels can also be adjusted.



Seat cushions can be removed and interchanged to adapt the chair to each new user's pressure care or support needs.




Easy to change covers. Quick to remove and replace. The chaise and footplate cover can be completely removed for cleaning or replacement.




Posture Supporting Back Cushions

The Madison comes with our interchangeable backs. Purchase one or more backs to support the different needs of the individuals who may use this chair.




Waterfall back

Individual fibre filled waterfall cushions, each of which are fully adjustable to accommodate maximum postural support. The waterfall back can be useful for those with mild kyphosis, scoliosis and reduced muscle mass on their back.



Large profile headrest with waterfall back


The profile headrest conforms to the head and shoulders which can be useful for individuals with limited neck control with the waterfall back providing soft adjustable lumbar support.



Comfort lateral back


Soft fibre filled back with lateral support, which can be useful for those who have limited trunk control or balance. It can be useful for those with early stages of neurological conditions such as MS or a Stroke survivor.

For ease of cleaning and replacement all back cushions and cushions are removable. All fibre filled cushions can be adjusted with additional filling for the user's comfort.



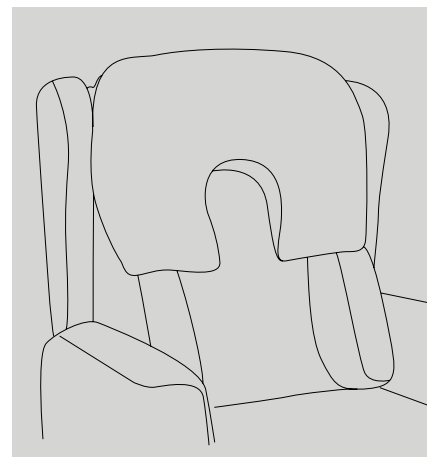
Large profile headrest with comfort lateral back

This back offers soft fibre filled cushions to provide head, shoulder and trunk support, which can be useful for older users who have lost some muscle control, supporting them in a good postural position with the head in a neutral position. This back can also be useful for early stages of neurological conditions to maintain good positioning without restricting activities.



Support lateral back

A foam filled back providing firmer lateral support with a soft fibre filled headrest. The firm lateral support maintains midline trunk alignment which can be useful for those post Stroke or early to mid-stages of neurological conditions.



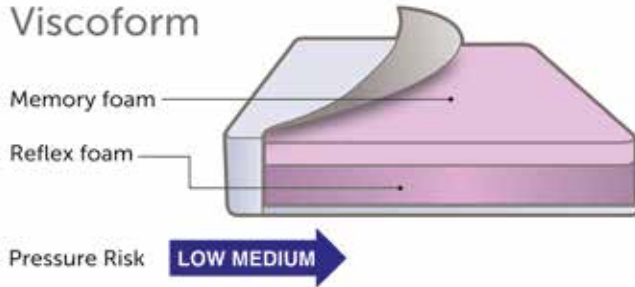
Large profile headrest with support lateral back

Firm foam lateral back cushion with soft fibre filled profile headrest can provide support for those who have limited trunk control or balance. The profile headrest can provide support to keep the head in good midline alignment which can be useful for those with early stages of neurological conditions such as MS or a Stroke survivor with limited residual impairments.

Pressure Management Seat Cushions

The Madison comes with a wide choice of seat cushions. Purchase one or more cushions to support the different needs of the individuals who may use this chair. With all these seat cushions we recommend a fabric with four-way stretch properties to aid the reduction of friction and shear.

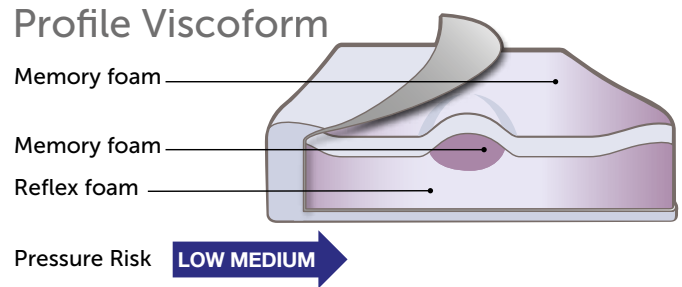
Viscoform



For those who have good posture and mobility but are seated for greater than one hour at a time and require pressure relief and supported comfort.

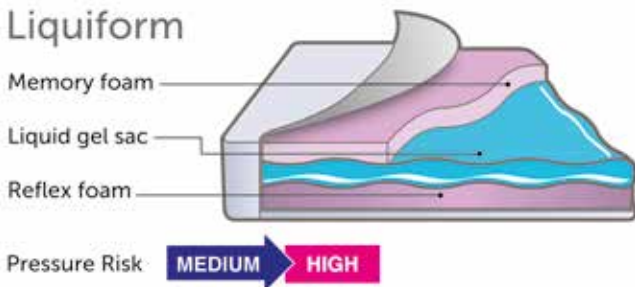
This cushion has a high-density foam base which offers a supportive and firm seat base with a top layer of memory foam to allow immersion into the cushion, giving stability and a large surface area to reduce pressure levels.

Profile Viscoform



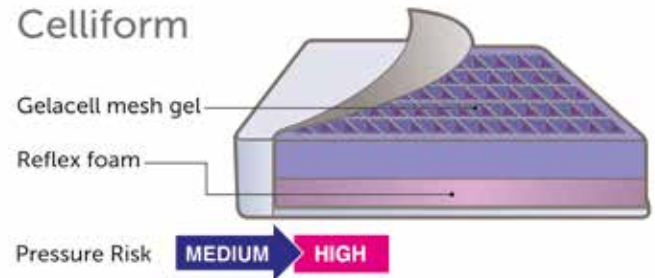
The profile version of this cushion provides aommel, which can support those with weak trunk or lower limb muscles who are prone to sliding down and forward in their chair or for those with lower limb spasticity to help maintain hips in the abducted position to create a good seating position.

Liquiform



For those who have good posture and mobility but sit for long periods of time and require pressure relief and supported comfort. Recommended for people with limited muscle bulk or at risk of excessive weight loss. This cushion has a high-density foam which offers a supportive and firm seat base. The foam is topped with a fluid liquid gel in a soft silicone cover which provides a high level of pressure relief. The liquid gel helps to dissipate heat and constantly adapts to the user's movement.

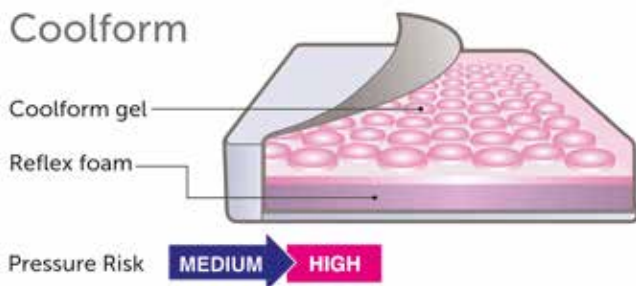
Celliform



For those sitting for long periods with specific comfort issues such as a high risk of pressure sores. Gelacell has a unique cell matrix that distributes pressure across the contact area, as it contours and yields in response to weight redistribution. Gelacell absorbs body heat, reducing the risk of creating an environment that could increase pressure risks, the grid design also encourages air circulation. Gelacell is clinically tested and passes all dermatological tests for skin contact.

For ease of cleaning and replacement all interchangeable back cushions have removable cushion covers and those that are fibre filled can be adjusted with additional filling for the user's comfort.

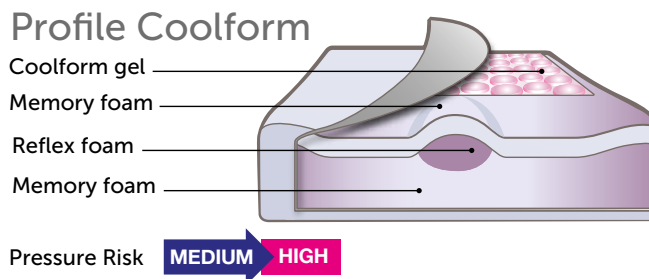
Coolform



For those sitting for long periods with specific comfort issues such as a high risk of pressure sores.

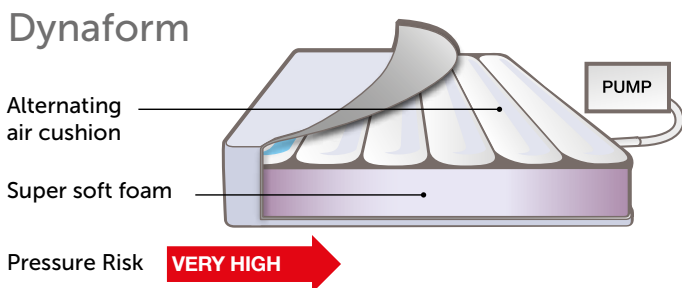
This cushion uses the latest medical grade silicone gel technology allowing pressure to be evenly distributed. The gel conforms to the shape of the body and equalises to body temperature. The gel cells allow air to flow easily and Coolform is totally odourless and hypoallergenic.

Profile Coolform



The profile version of the Coolform cushion provides aommel, which can support those with weak trunk or lower limb muscles who are prone to sliding down and forward in their chair or for those with lower limb spasticity to help maintain hips in the abducted position to create a good seating position.

Dynaform

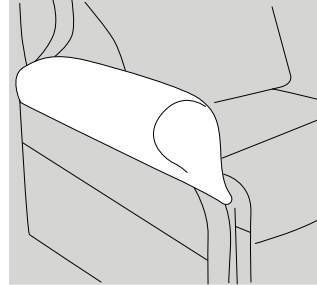


For those at very high risk of developing pressure sores or a history of sores where the highest priority is to prevent further pressure damage.

The Dynaform cushion is a dynamic alternating air cushion, which constantly changes the air levels within its air cells to recreate the effect of normal body movements, which provides constant pressure redistribution to prevent pressure build up.

Optional Accessories

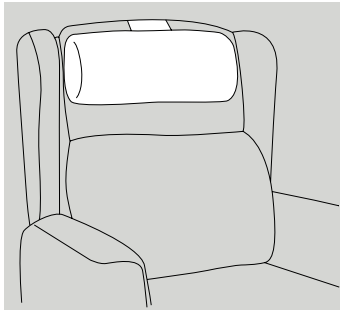
- Sliding footplate
- Seat depth adjuster pads
- Full length arm covers
- Handset loop on arm
- Replacement chaise cover and memory foam
- Accupak rechargeable battery system for mains free operation.



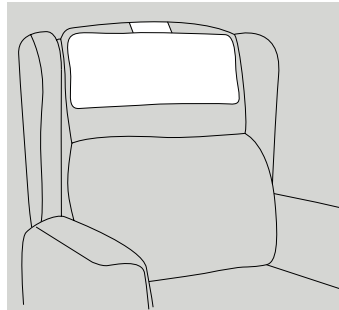
Full length arm cover

Headrests

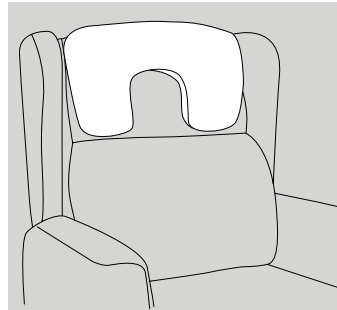
A range of headrests are available with the Madison.



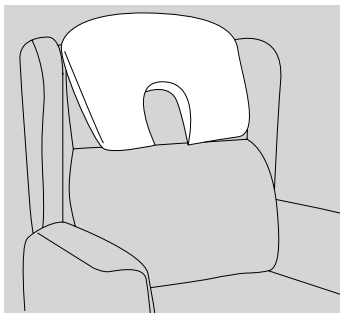
Head roll



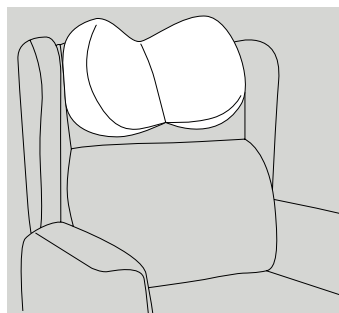
Small head pillow



Small profile headrest



Large profile headrest



Midline headrest



Fabrics

All our health fabrics are Waterproof, Anti-MRSA, Anti-bacterial, Anti-fungal, Crib 5 and bleach cleanable and all cushions and cushion covers are removable for cleaning purposes. For our full range of healthcare fabrics please visit our website.

Weights and Dimensions

The Madison has a weight limit of 127 Kg (20 stone) as standard.

The Dynaform seat cushion has the following weight limits:

Minimum weight of user 40 Kg (6 stone 4lbs)

Maximum weight of user 121 Kg (19 stone)

	Small	Medium	Large
Seat Height	483mm (19")	483mm (19")	483mm (19")
Seat Width	470mm (18.5")	520mm (20.5")	572mm (22.5")
Seat Depth	508mm (20")	508mm (20")	508mm (20")

Please note that depending on the seat cushion built into the chair the seat height may vary slightly from that shown above.



Warranty

Two years on mechanisms, frame and upholstery.

One year on air seat cushions.

Full terms and conditions are available on our website.

We recommend that professional advice is sought when purchasing specialist seating.





Repose

Specialist Seating Solutions
a prismhealthcare company

Tel: 0844 7766 001*

Fax: 0844 7766 002*

Email: info@reposefurniture.com

*Calls cost 7p a minute plus your networks access charge.



www.reposefurniture.com



Madison