



Boston Junior



Boston Junior

The Boston Junior has a unique combination of Tilt in Space and independently controlled back recline and leg elevation, so that carers can constantly adjust the user's position to relieve pressure and provide all-day comfort.

Engineered to meet the needs of semi-ambulant and non-ambulant users with a range of additional support features to modify the chair to individual needs. Aesthetics have been at the forefront of the design to reduce stigma and increase acceptance.

Key features at a glance:

- Independent Tilt in Space
- Independent backrest recline
- Independent leg rest adjustment
- Choice of interchangeable and adjustable back cushions
- Choice of interchangeable pressure management seat cushions
- Full seat cover to remove pinch points and increase comfort
- Seat depth adjustment
- Full profile leg rest for added support
- Optional height and angle adjustable footplate
- Heavy-duty push handle with rubber grips
- Wing handles for ease of manoeuvring
- D-rings fitted as standard
- Four heavy-duty lockable castors
- Pocket on rear for client case documents
- Removable chaise and footplate covers
- Manually operated.

Additional options:

- Replacement chaise and footplate cover
- Lap strap and pad
- Seat depth adjustment pads
- Wedge adjustment blockers
- Detachable footplate pad for extra comfort
- Range of headrests
- Chest harness
- Tray.

Featured fabrics:

Outer in Valencia Apfel with a black vapour permeable multi-way stretch inner.

Chair Adjustments

The Boston Junior provides carers with a number of options to enable regular repositioning of the user to redistribute pressure and support a 24-hour postural care programme. The Boston Junior has an in-built Tilt in Space movement and the backrest and leg rest can be separately adjusted providing a further range of back and leg angle combinations to support improved posture and pressure management.



Tilt in Space recline movement

The Tilt in Space movement is operated by the push handle. The chair can be gently tilted in a range of positions, but always ensuring that a constant back angle is maintained as the chair moves through the tilt position options, this constant angle prevents shearing to the back and bottom. The tilt locks into position when the lever is released.

Independent backrest recline

Using the lever on the push handle the backrest can be independently reclined providing a range of back angles. The back locks into position when the lever is released. Angle range: 108° - 165°.

Enhanced posture and pressure management positions can be achieved by combining these movements with those of the independent leg rest and footplate adjustments.



Independent leg rest adjustment

The long profile leg rest is specifically designed to support good positioning of the legs. The gentle profile shaping, supports the legs from slipping from the leg rest and reduces the risks associated with individuals crossing their legs.

The leg rest angle can be changed independently using the lever on the side of the chair. The full profile leg rest is released by pulling the lever allowing the leg rest to be altered to the required angle for the user's comfort. The leg rest locks when the lever is released. The leg rest can move 90° degrees from the standard seating position.



Healthcare considerations for Tilt in Space mechanisms

Tilt in Space mechanisms provide key advantages to support the care of individuals:

- Can be specified as part of a 24-hour postural management programme with a wide range of positions.
- Ideal for those who are unable to independently manoeuvre their weight to relieve pressure build up.
- Assisted movement reduces the risk of skin breakdown due to poor skin integrity, high pressure risk or poor circulation.
- Can support people with swallowing problems by allowing them to be positioned optimally for food to be swallowed, for example, individuals with neurological conditions such as MND.
- Can also be very useful for those with low blood pressure to alter their position to reduce the impact of changes in pressure e.g. postural hypotension.

Kate Sheehan

Kate Sheehan
Independent Occupational Therapist



Optional height and angle adjustable footplate

A height and angle adjustable footplate provides a range of support positions. The footplate can also be removed or flipped up to allow uninterrupted access with a hoist.

Angle adjustment

The footplate has four positions to accommodate for fixed flexion and to maintain foot position for users with drop foot.



Height adjustment

The seat height to footplate range is 13" to 18" (330mm to 457mm).



Seat depth adjustment

Adjust the seat depth of the chair by fitting adjuster pads behind the back cushions using the velcro strips. 25mm (1") and 50mm (2") sizes available.



Wedge adjustment blockers

Wedge adjustment blockers are available with all of our back cushions. The blockers fit behind the cushions allowing the carer to change the level of support and adapt the back for a user's changing needs. Available in two sizes 2" and 3" depth.



Padded seat chaise cover

The Boston Junior benefits from a single, full cover over the whole of the seat. This chaise, which is attached to the seat cushion, removes any pinch points and provides deep comfort to all parts of the body in contact with the chair. The seat and chaise is removable.



Detachable footrest pad


The footrest pad can be simply secured to the footrest providing the user with a softer and deeper cushion support.

Available in three sizes – 25.4mm, 50.8mm and 76.2mm (2", 3" and 4"). Any number of these can be purchased. The cover can be removed for cleaning or replacement.




Posture Supporting Back Cushions

The Boston Junior comes with our interchangeable backs. Purchase one or more backs to support the different needs of the individuals who may use this chair. For ease of cleaning and replacement all back cushions are removable and have removable cushion covers. All fibre filled cushions can be adjusted with additional filling for the user's comfort.




Waterfall back

Individual fibre filled waterfall cushions, each of which are fully adjustable to accommodate maximum postural support. The waterfall back can be useful for those with mild kyphosis, scoliosis and reduced muscle mass on their back.



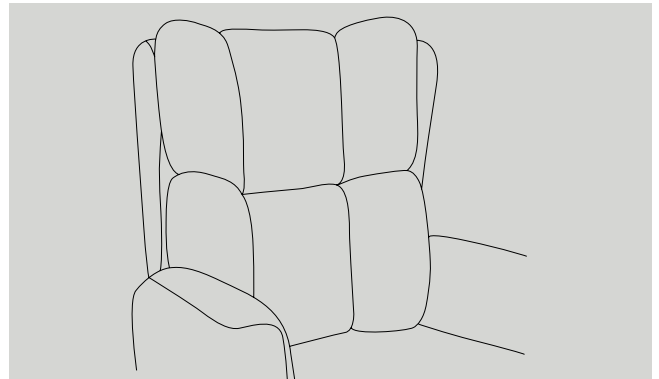
Comfort lateral back

Soft fibre filled back with lateral support, which can be useful for those who have limited trunk control or balance. It can be useful for those with early stages of neurological conditions such as MS or a Stroke survivor.



Support lateral back

A foam filled back providing firmer lateral support with a soft fibre filled headrest. The firm lateral support maintains midline trunk alignment which can be useful for those post Stroke or early to mid-stages of neurological conditions.



Double comfort lateral back

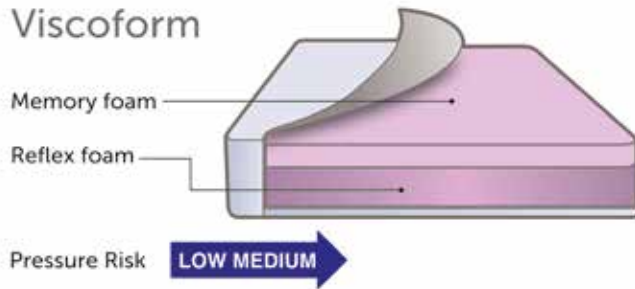
Deep filled contoured back cushions provide lateral postural support for improved comfort and positioning, making this chair useful for any individual with painful joints and where any movement is painful with conditions such as Rheumatoid Arthritis, Ehlers-Danlos syndrome or neurological conditions. This back could also benefit palliative care, supporting those with life-limiting conditions.



Pressure Management Seat Cushions

The Boston Junior comes with our interchangeable seat cushions. Purchase one or more cushions to support the different needs of individuals who may use this chair. With all these seat cushions, we recommend a fabric with four way stretch properties to aid the reduction of friction and shear. For ease of cleaning and replacement all seat cushions are removable and have removable cushion covers.

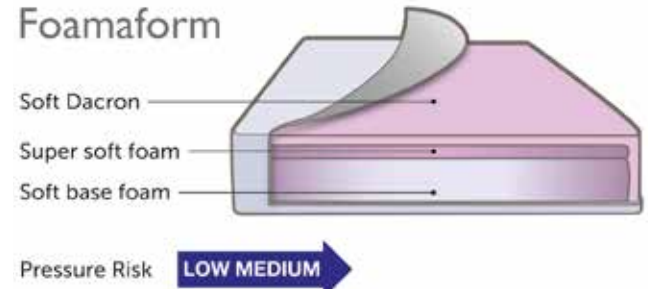
Viscoform



For those who have good posture and mobility but are seated for greater than one hour at a time and require pressure relief and supported comfort.

This cushion has a high-density foam base which offers a supportive and firm seat base with a top layer of memory foam to allow immersion into the cushion, giving stability and a large surface area to reduce pressure levels.

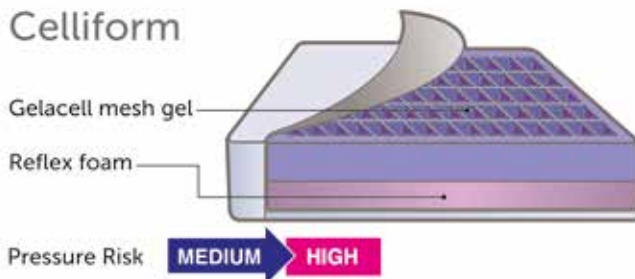
Foamaform



For those who have good core stability and posture, are sitting for more than one hour at a time and require low to medium pressure relief combined with a high level of comfort.

This cushion has different layers of high-density foam, offering a supportive seat base which allows the user's bottom to be immersed into the cushion. It provides stability, a large surface area reducing pressure levels and a high level of personal comfort.

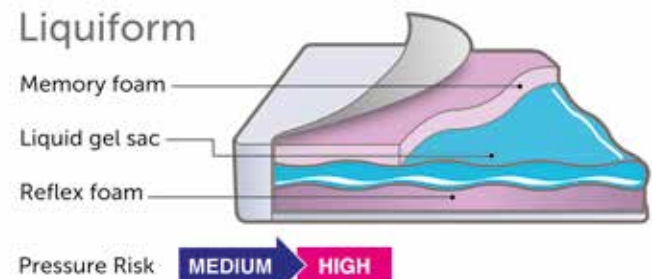
Celliform



For those sitting for long periods with specific comfort issues such as a high risk of pressure sores.

Gelacell has a unique cell matrix that distributes pressure across the contact area, as it contours and yields in response to weight redistribution. Gelacell absorbs body heat, reducing the risk of creating an environment that could increase pressure risks, the grid design also encourages air circulation. Gelacell is clinically tested and passes all dermatological tests for skin contact.

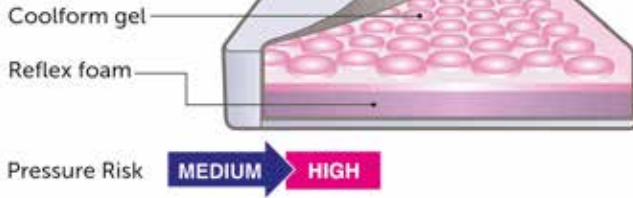
Liquiform



For those who have good posture and mobility but sit for long periods of time and require pressure relief and supported comfort. Recommended for people with limited muscle bulk or at risk of excessive weight loss.

This cushion has a high-density foam which offers a supportive and firm seat base. The foam is topped with a fluid liquid gel in a soft silicone cover which provides a high level of pressure relief. The liquid gel helps to dissipate heat and constantly adapts to the user's movement.

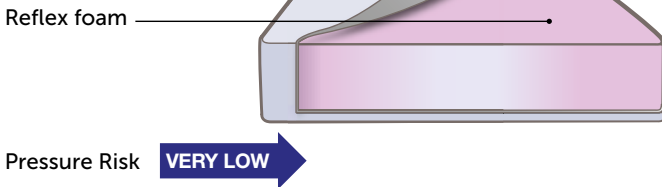
Coolform



For those sitting for long periods with specific comfort issues such as a high risk of pressure sores. This cushion uses the latest medical grade silicone gel technology allowing pressure to be evenly distributed.

The gel conforms to the shape of the body and equalises to body temperature. The gel cells allow air to flow easily and Coolform is totally odourless and hypoallergenic.

Easiform



Our softest foam cushion with high quality Reflex foam filler for gentle comfort.



Ease of Movement

The Boston Junior is designed to be extremely easy to push and manoeuvre. This porter chair can be easily positioned and repositioned to ensure a user can be placed exactly in the right position for transfer or to engage in activities. The Boston Junior comes with additional easy to grip wing handles, providing a sturdy and comfortable hold, with the handles shaped and positioned to suit carers of different heights. These handles allow the chair to be easily moved and positioned even when an individual is in a fully reclined position.



Adaptable Cushions

The Boston Junior benefits from fully removable back and seat cushions providing the ultimate flexibility to fit the chair to the individual. Easy to remove covers also ensure high levels of hygiene and easy maintenance of the chair.



The back cushions provide complete flexibility, each cushion can be separately removed and repositioned for the individual's comfort. In fibre filled cushions the padding levels can also be adjusted.



Seat cushions can be removed and interchanged to adapt the chair to each new user's pressure care or support needs.



Easy to change covers. Quick to remove and replace. The chaise and footplate cover can be completely removed for cleaning or replacement.

Optional Accessories

- Replacement chaise and footplate covers
- Lap strap and pad
- Seat depth adjustment pads
- Height and angle adjustable footplate
- Wedge adjustment blockers
- Detachable footplate pad for extra comfort
- Chest harness
- Tray.

Headrests

There are three options for headrests with the Boston Junior:

- Head roll
- Small head pillow
- Small profile headrest.

Further details on all of our optional accessories can be found on our website.

Fabrics

All our health fabrics are Waterproof, Anti-MRSA, Anti-bacterial, Anti-fungal, Crib 5 and bleach cleanable and all cushions and cushion covers are removable for cleaning purposes.

For our full range of health fabrics please visit our website.



Weights and Dimensions

The Boston comes as standard with an overall user weight limit of 127 kg (20 stone) and with a maximum leg rest weight limit of 57 kg (9 stone).

The Celliform cushion has the following weight restriction:

Minimum weight of user 40 kg (6 stone 4lbs)

	Small	Medium
Seat Height	610mm (24")	610mm (24")
Seat Width	355mm (14")	406mm (16")
Seat Depth	406mm (16")	406mm (16")
Arm Height	152mm (6")	152mm (6")
Overall Height	1100mm (43.5")	1100mm (43.5")
Overall Seat Width	610mm (24.5")	610mm (24.5")
Overall Depth	880mm (34.5")	880mm (34.5")

Back Height

The Boston Junior has the option to alter the back height. It can be increased by 51mm (2") or 102mm (4"), or reduced by 51mm (2").

Depending on the seat cushion built into the chair the seat and arm height may vary slightly from that shown above.

Warranty

Two years on mechanisms, frame and upholstery.

One year on air seat cushions.

Full terms and conditions are available on our website.

We recommend that professional advice is sought when purchasing specialist seating.





Repose

Specialist Seating Solutions
a prismhealthcare company

Tel: 0844 7766 001*

Fax: 0844 7766 002*

Email: info@reposefurniture.com

*Calls cost 7p a minute plus your networks access charge.



www.reposefurniture.com



Boston Junior

Registered Company Number: 03727157 © Copyright 2022 Repose Furniture Ltd reserves the right to modify or change the specification without prior notification. For terms and conditions of sale and or agreement please refer to your supplier. This brochure is produced as a guide only and colours are accurate only as far as printing tolerances allow.